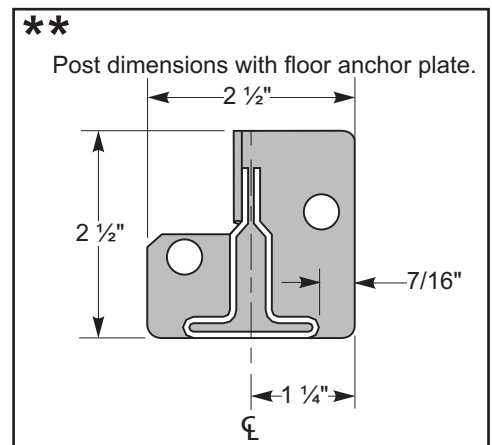
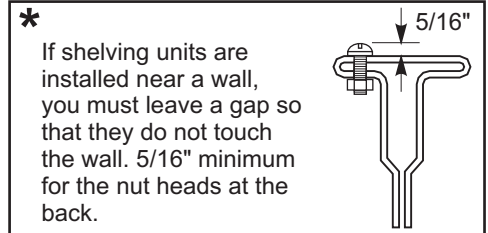
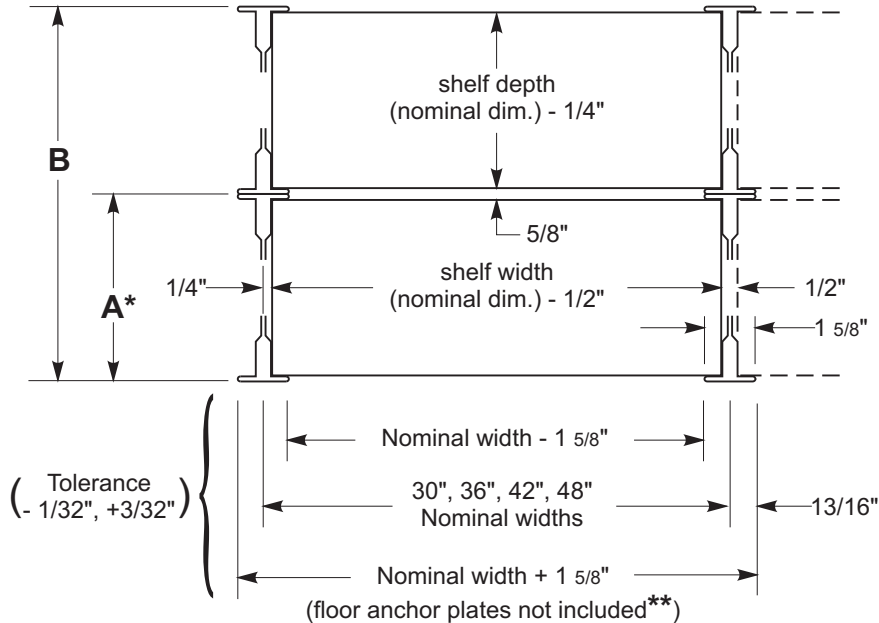


Make sure that you have the latest version before using this document.

### Shelving Dimensions

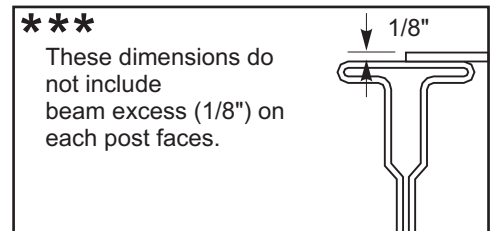
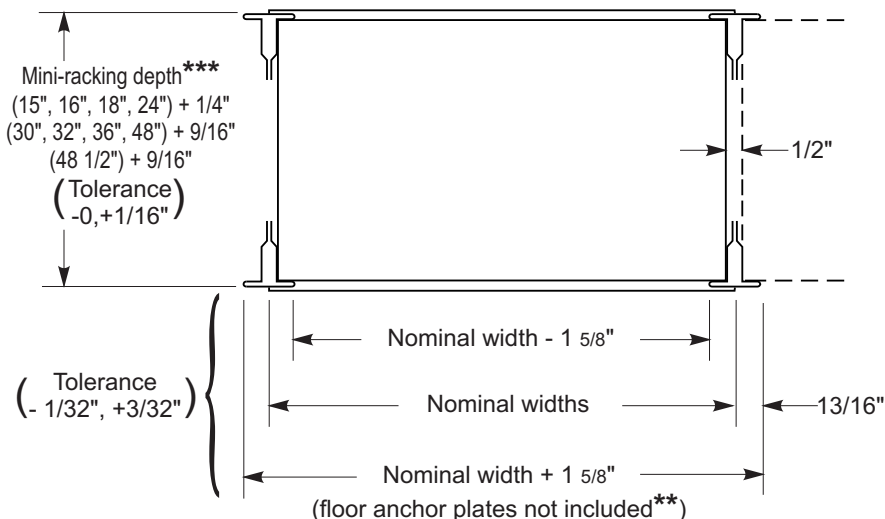
It is recommended to lay out shelving positions on the floor with a chalkline before beginning the installation.



Depths			
	nominal dimension	real dim.	tolerances
<b>A</b>	12", 15", 18", 24"	nominal + 1/4"	-0, +1/16"
<b>B</b>	24" with SH31 back panels	nominal + 1/2"	-0, +1/8"
	30" with SH33 back braces	nominal + 9/16"	
	36" with SHUR medium panel	nominal + 17/32"	
	42" with SHSC heavy-duty panel	nominal + 21/32"	
	48" with SHVW heavy-duty sway	nominal + 5/8"	

### Mini-racking & Record Storage Dimensions

It is recommended to lay out shelving positions on the floor with a chalkline before beginning the installation.



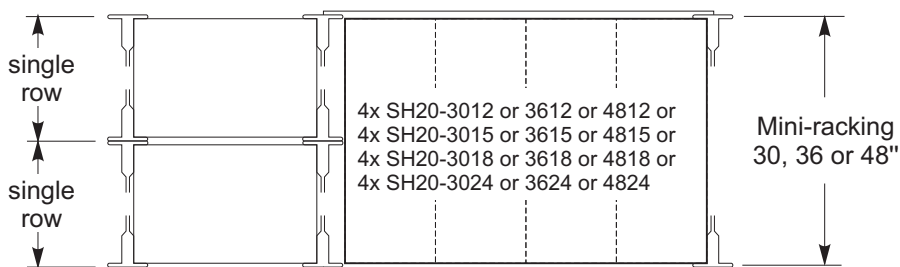
See page 3/3 for back-to-back mini-racking with post spacer.

## Possible Combinations Of Back-To-Back Shelving With Mini-racking & Steel Decking



**ONLY POSSIBLE**  
shelf combination for back to back shelving :


- with mini-racking including 4 x SH20 shelves, see illustration and
- one side only (left or right) of mini-racking unit, see illustration and
- depth of joined mini-racking units 30", 36" and 48"



## Possible Combinations Of Back-To-Back Shelving With Mini-racking & Wire Decking

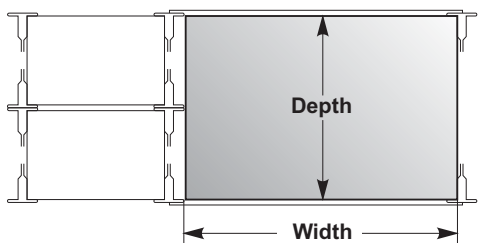


Combination of back to back shelving on both sides of a mini-racking unit, as per illustration below.  
All possible back to back shelving combinations are acceptable as long as the depth of the mini-racking is 30, 36 or 48".



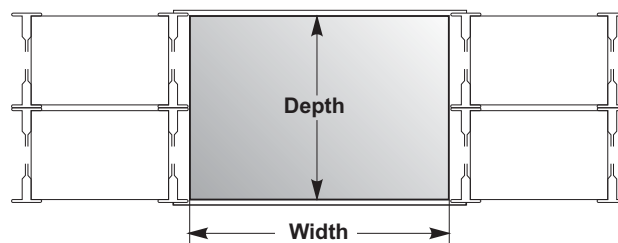
## Possible Combinations Of Back-To-Back Shelving With Mini-racking & Wood Decking

**Side-by-side shelving unit on one side only of the mini-racking unit**



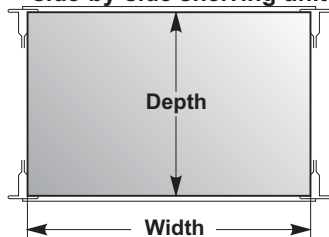
Wood decking **Width** = Nominal mini-racking width - 1 1/4"  
Wood decking **Depth** = Nominal mini-racking depth - 5/8"

**Side-by-side shelving unit on both side of the mini-racking unit.**



Wood decking **Width** = Nominal mini-racking width - 1 13/16"  
Wood decking **Depth** = Nominal mini-racking depth - 5/8"

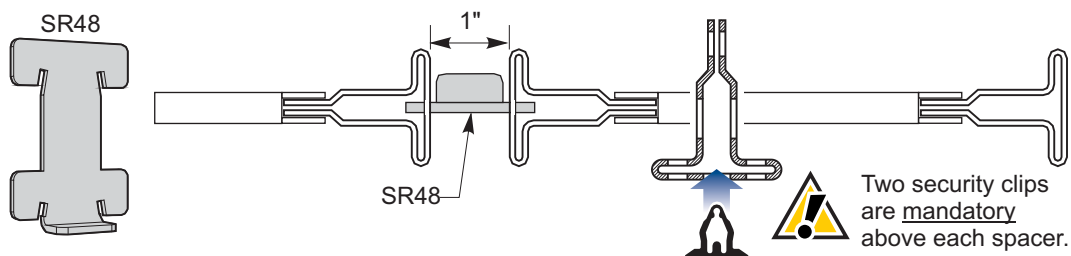
**Mini-racking unit without side-by-side shelving unit**



96 1/2" wide x 48 1/2" deep Mini-racking accept 8' x 4' wood panel without cutting.

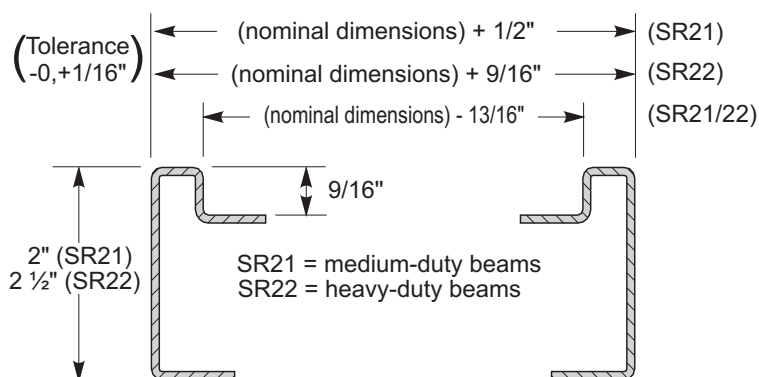
Wood decking **Width** = Nominal mini-racking width - 1 1/16"  
Wood decking **Depth** = Nominal mini-racking depth - 7/8" (for depth : 15, 16, 18 & 24")  
Wood decking **Depth** = Nominal mini-racking depth - 5/8" (for depth : 30, 32, 36 & 48")

## Back-To-Back Mini-racking With Post Spacer



## Mini-racking Beams

### Depth of 15", 16", 18" & 24"



### Depth of 30", 32", 36", 48" & 48 1/2"

