



L COMPACT MOBILE CABINET

The innovative L Compact Mobile Cabinet is 18" wide and comes in two depths (21" and 27") and five heights (24", 28", 30", 34" and 40"). It adapts perfectly to your needs and easily integrates into your workspace. Whether you want a single, double or triple unit, it comes mounted on 4" or 6" premium-quality casters, which ensures years of satisfaction from this robust and reliable work equipment.

The L compact drawer has a load capacity of 100lb. and boasts 100% extension in both cabinet depths. There is also a wide range of accessories available for it. The lock-in mechanism allows users to move the cabinet safely, while the central locking mechanism locks all drawers at the same time for secure storage of the drawer contents.

With its intelligent construction and design, the L Compact Mobile Cabinet is versatile, modular and truly ingenious. It is an excellent alternative to the R heavy-duty version.




L3BBD-2803L3B

THE ROUSSEAU DIFFERENCE



100% extension for both drawer depths, 100lb. load capacity per drawer, six drawer heights available: 3", 4", 5", 6", 8" and 12".



Wide variety of drawer accessories available: full-depth partitions, dividers, plastic bins, hanging file holders, protective foam, etc.



Central locking on the cabinet housing.



The lock-in mechanism stops drawers from opening on their own.



Polyurethane casters for excellent maneuverability without marking floors.



LIFETIME WARRANTY

The Rousseau drawer rolling mechanism is covered by a lifetime warranty.

PRECONFIGURED MODELS

HERE ARE SOME OF OUR MOST POPULAR PRECONFIGURED MODELS OF L COMPACT MOBILE CABINETS

- All preconfigured models are factory assembled and ready to use
- The preconfigured models in this section have 4" casters, including two rigid and two swivel casters with total-lock brakes
- To add a top, [see page 61](#)
- To order a lock on the housing, add **L3** to the end of the product number
- To add an L50 electronic lock to a door or to your L mobile cabinet, [see page 58](#)
- A lock-in mechanism stops drawers from opening on their own when moving the cabinet and when the central locking is not activated
- To order a lock-in mechanism, add **B** to the product number, e.g., L3BBD-2401L3 B for an 18"W×21"D×29 1/8"H cabinet, with three drawers, central lock and lock-in mechanism



IMPORTANT

Drawer compartments are included in all models. See the table for the number of compartments

To order drawers without compartments, replace the last two digits of the model number with the next even number up.

e.g., L3BBD-2401 with L3BBD-2402 without

294

NUMBER OF COMPARTMENTS (LAYOUT CODE)		
DRAWER DIMENSION	18"W×21"D	18"W×27"D
3"H to 5"H	9 (0206)	9 (0206)
6"H and 8"H	6 (0104)	6 (0104)
12"H	4 (0102)	4 (0102)



A security mechanism B on the drawer and/or L3 on the housing is required for all mobile applications.

18" WIDE (W × D × H)

Each model includes two front handles

<p>4" 4" 12"</p> <p>3 DRAWERS L3BBD-2401__ 18"×21"×29 1/8" L3BBG-2401__ 18"×27"×29 1/8"</p>	<p>6" 6" 8"</p> <p>3 DRAWERS L3BBD-2403__ 18"×21"×29 1/8" L3BBG-2403__ 18"×27"×29 1/8"</p>	<p>3" 4" 5" 12"</p> <p>4 DRAWERS L3BBD-2801__ 18"×21"×33 1/8" L3BBG-2801__ 18"×27"×33 1/8"</p>	<p>5" 5" 6" 8"</p> <p>4 DRAWERS L3BBD-2803__ 18"×21"×33 1/8" L3BBG-2803__ 18"×27"×33 1/8"</p>	<p>3" 3" 5" 5" 5" 5"</p> <p>6 DRAWERS L3BBD-3001__ 18"×21"×35 1/8" L3BBG-3001__ 18"×27"×35 1/8"</p>
<p>3" 3" 4" 6" 6" 8"</p> <p>6 DRAWERS L3BBD-3401__ 18"×21"×39 1/8" L3BBG-3401__ 18"×27"×39 1/8"</p>	<p>30"</p> <p>1 DOOR / 1 SHELF L3BBD-3412__ 18"×21"×39 1/8" L3BBG-3412__ 18"×27"×39 1/8"</p>	<p>6" 6" 6" 6" 6"</p> <p>5 DRAWERS L3BBD-3413__ 18"×21"×39 1/8" L3BBG-3413__ 18"×27"×39 1/8"</p>	<p>4" 4" 6" 8" 8"</p> <p>5 DRAWERS L3BBD-3415__ 18"×21"×39 1/8" L3BBG-3415__ 18"×27"×39 1/8"</p>	<p>6" 6" 6" 12"</p> <p>4 DRAWERS L3BBD-3417__ 18"×21"×39 1/8" L3BBG-3417__ 18"×27"×39 1/8"</p>
<p>5" 5" 8" 12"</p> <p>4 DRAWERS L3BBD-3403__ 18"×21"×39 1/8" L3BBG-3403__ 18"×27"×39 1/8"</p>	<p>3" 4" 5" 6" 6" 12"</p> <p>6 DRAWERS L3BBD-4001__ 18"×21"×45 1/8" L3BBG-4001__ 18"×27"×45 1/8"</p>	<p>3" 4" 4" 5" 6" 6" 8"</p> <p>7 DRAWERS L3BBD-4003__ 18"×21"×45 1/8" L3BBG-4003__ 18"×27"×45 1/8"</p>	<p>4" 6" 6" 8" 12"</p> <p>5 DRAWERS L3BBD-4007__ 18"×21"×45 1/8" L3BBG-4007__ 18"×27"×45 1/8"</p>	<p>3" 3" 3" 8" 8" 8"</p> <p>7 DRAWERS L3BBD-4009__ 18"×21"×45 1/8" L3BBG-4009__ 18"×27"×45 1/8"</p>

36" WIDE (W x D x H)

Each model includes one side handle



9 DRAWERS

L3BED-2401__	36" x 21" x 29 1/8"
L3BEG-2401__	36" x 27" x 29 1/8"



11 DRAWERS

L3BED-2801__	36" x 21" x 33 1/8"
L3BEG-2801__	36" x 27" x 33 1/8"



4 DRAWERS / 1 DOOR / 1 SHELF

L3BED-2823__	36" x 21" x 33 1/8"
L3BEG-2823__	36" x 27" x 33 1/8"



10 DRAWERS

L3BED-3431__	36" x 21" x 39 1/8"
L3BEG-3431__	36" x 27" x 39 1/8"



9 DRAWERS

L3BED-3433__	36" x 21" x 39 1/8"
L3BEG-3433__	36" x 27" x 39 1/8"



12 DRAWERS

L3BED-4001__	36" x 21" x 45 1/8"
L3BEG-4001__	36" x 27" x 45 1/8"



15 DRAWERS

L3BED-4003__	36" x 21" x 45 1/8"
L3BEG-4003__	36" x 27" x 45 1/8"



4 DRAWERS / 2 DOORS / 2 SHELVES

L3BED-4033__	36" x 21" x 45 1/8"
L3BEG-4033__	36" x 27" x 45 1/8"

54" WIDE (W x D x H)

Each model includes one side handle



12 DRAWERS

L3BJD-2801__	54" x 21" x 33 1/8"
L3BJG-2801__	54" x 27" x 33 1/8"



13 DRAWERS

L3BJD-3001__	54" x 21" x 35 1/8"
L3BJG-3001__	54" x 27" x 35 1/8"



16 DRAWERS

L3BJD-3403__	54" x 21" x 39 1/8"
L3BJG-3403__	54" x 27" x 39 1/8"



15 DRAWERS

L3BJD-3401__	54" x 21" x 39 1/8"
L3BJG-3401__	54" x 27" x 39 1/8"



18 DRAWERS

L3BJD-4001__	54" x 21" x 45 1/8"
L3BJG-4001__	54" x 27" x 45 1/8"



8 DRAWERS / 2 DOORS / 2 SHELVES

L3BJD-4003__	54" x 21" x 45 1/8"
L3BJG-4003__	54" x 27" x 45 1/8"

ACCESSORIES

SECURITY MECHANISMS

ELECTRONIC LOCK SYSTEM FOR CABINET WITH DRAWERS

L50



- Electronically locks all drawers in the cabinet at the same time
- No key required
- Up to 20 different users can be programmed
- 4-8 digit access codes
- Simplifies access management to drawers
- To order the complete mechanism with a cabinet with drawers, order an LB00-DDHHL50
- To order as a replacement lock, order an HA60-L50

PRODUCT NO.

L50

L50 ELECTRONIC LOCK FOR DOORS

L50



- Electronically locks a cabinet door
- No key required
- Up to 20 different users can be programmed
- 4-8 digit access codes
- Compatible with LB30 integrated doors
- To order: Add L50 to the door product code, e.g. LB30-1812L50

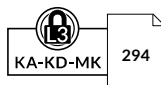
PRODUCT NO.

L50

NOTE: Cannot be retrofitted.

DRAWER LOCK

L3



- Two keys provided with each lock
- Compatible with all drawer dimensions
- The mechanism (covered by a galvanized steel box) requires 3"W×1"D space inside the drawer
- To order: Add L3 to the product number for the drawer or preconfigured compartment layout e.g., LF31-182106L3
- For replacement parts or to retrofit this mechanism, order an HA51-L3

PRODUCT NO.

L3

NOTE: An LF91 security panel must be ordered to block access between two drawers and if two different user access rights are required.

CENTRAL LOCKING MECHANISM

L3 / LP



- Locks all drawers in the cabinet at the same time
- Easy to retrofit
- The drawer layout can be changed without touching the locking mechanism
- To order a lock, add L3 to the cabinet housing or preconfigured model number e.g., LA30-182134L3
- To order a safety hasp, add LP to the cabinet housing product number e.g., LA30-182134LP
- For replacement parts or to retrofit this mechanism, order an LB00-DDHH__ and specify the type of lock required

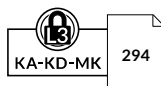
PRODUCT NO.

L3 Key lock

LP Safety hasp

DOOR LOCK

L3 / LP



- Two keys provided with each lock
- To order a key lock, add L3 to the door product number e.g., LB30-1812L3
- To order a safety hasp, add LP to the door product number e.g., LB30-1812LP
- For replacement parts or to retrofit this mechanism, order an HA49-L3 or HA49-LP

PRODUCT NO.

L3 Key lock

LP Safety hasp

NOTE: An LF91 security panel must be ordered to block access between two doors and if two different user access rights are required.

LOCK-IN MECHANISM

B



- Activated with the right hand by sliding the mechanism with thumb
- The drawer closes without having to reactivate the sliding mechanism
- Stops drawers from opening on their own
- Easy to retrofit
- To order: Add B to the product number for the drawer or preconfigured compartment layout e.g., LF31-182106B
- For replacement parts or to retrofit this mechanism, order an LY01 and a LY02

PRODUCT NO.

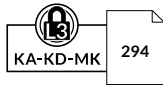
B

VERTICAL SECURITY BAR

LB10



- Locks all drawers in a cabinet with a key or padlock
- The key or safety hasp is located at the top of the bar to facilitate access
- Covers a bank of drawers from 20" to 36" high
- Easy to assemble
- Installs on the right-hand side
- To order: Specify the type of lock required, LP for a safety hasp or L3 for a standard key lock



PRODUCT NO.	CABINET HEIGHT	VERTICAL SECURITY BAR HEIGHT
LB10-24__A	24"	20"
LB10-28__A	28"	24"
LB10-30__A	30"	26"
LB10-34__A	34"	30"
LB10-40__A	40"	36"

SECURITY PANEL

LF91



- Divides the cabinet up for use by more than one user
- Adjustable in 1" increments c/c
- Must be ordered to:
 - Block access between doors
 - Block access when a door with lock is installed under a drawer
 - Block the space left when a door is installed above a drawer
- Two security panel versions available for housings with or without a central locking mechanism
- Galvanized steel
- To order: Specify the housing depth, 21" or 27"

PRODUCT NO.	FOR LA30
LF91-18__01	With L3/LP/L50 on the housing
LF91-18__02	Without L3/LP/L50 on the housing

DRAWER AND HANDLE ACCESSORIES

HANDLE PROTECTOR

LF70



- Clips onto the drawer handle
- Made of transparent plastic
- Protects identification labels from dust, grease and dirt
- Easy to remove

PRODUCT NO.
LF70-18

HANDLE LABELS

LF71



- Labels to be attached to handles under the handle protector (LF70)
- 30 labels per page (10 pages)
- Print your own labels. A template is available on www.rousseau.com under Information Center > Documents

PRODUCT NO.
LF71-425075

HANGING FILE BARS

LG31



- For storing hanging files
- Fits both letter and legal sizes
- For 12"H drawers

PRODUCT NO.
LG31-18

TOOL FOAM

LG42



- Oil resistant and non-absorbent
- Includes one piece of ¼"-thick blue foam
- Includes one piece of ½"-thick black foam
- Sold without cut-outs. Can be cut with a utility knife

PRODUCT NO.	FOR DRAWER
LG42-1821-01	18"W × 21"D
LG42-1827-01	18"W × 27"D

PVC DRAWER LINER

LG40



- Protects stored objects
- Non-skid surface
- Can be installed under partitions and dividers
- Thickness: 3/32"

PRODUCT NO.	FOR DRAWER
LG40-1821-01	18"W × 21"D
LG40-1827-01	18"W × 27"D

PROTECTIVE FOAM

LG41



- Protects items stored in the drawer
- Includes one piece of ¼"-thick blue foam

PRODUCT NO.	FOR DRAWER
LG41-1821-01	18"W × 21"D
LG41-1827-01	18"W × 27"D

NOTE: Partitions and dividers cannot be installed in the same drawer as this foam.

ACCESSORIES

FRONT TO BACK PARTITION



LG02



- Divides the drawer along its depth
- Clip system locks dividers in place
- Galvanized steel
- Compatible with RG10 dividers, which can be used to make smaller compartments between each partition
- Compatible with plastic bins and PVC drawer liners

NOMINAL DRAWER HEIGHT (ACTUAL)	NOMINAL DRAWER DEPTH (ACTUAL)	
	21" (18")	27" (24")
3" (1 1/8"H)	LG02-2103	LG02-2703
4" (2 3/8"H)	LG02-2104	LG02-2704
5" (3 3/8"H)	LG02-2105	LG02-2705
6" (4 3/8"H)	LG02-2106	LG02-2706
8" (6 3/8"H)	LG02-2108	LG02-2708
12" (8 3/8"H)	LG02-2110	LG02-2710

PLASTIC BIN



RG20



- For easier storing, moving and managing of small parts
- Lightweight and durable
- For 3"H and 4"H drawers
- 45° angled rim for easy identification of bin contents and removal of bins
- Compatible with partitions and dividers
- 6" plastic bins can be subdivided

DIMENSIONS			PRODUCT NO.		
W	D	H	BIN	PARTITION	DIVIDER
3"	3"	2"	RG20-030302	-	-
4"	3"	2"	RG20-040302	-	-
6"	3"	2"	RG20-060302	RG22-0302	-
6"	6"	2"	RG20-060602	RG22-0602	RG24-0602
3"	3"	3"	RG20-030303	-	-
4"	3"	3"	RG20-040303	-	-
6"	3"	3"	RG20-060303	RG22-0303	-
6"	6"	3"	RG20-060603	RG22-0603	RG24-0603

NOTE: 2"H bins = 1 1/2" actual height
3"H bins = 2 1/2" actual height

DRAWER DIVIDER



RG10



- Dividers clip in place
- 45° angled edge for easy identification of compartment contents
- Adjustable in 3" increments (c/c)

NOMINAL DIVIDER WIDTH	NOMINAL DRAWER HEIGHT (ACTUAL)					
	3" (1 1/8"H)	4" (2 3/8"H)	5" (3 3/8"H)	6" (4 3/8"H)	8" (6 3/8"H)	12" (8 3/8"H)
3"	RG10-03003	RG10-03004	RG10-03005	RG10-03006	RG10-03008	RG10-03010
5"	RG10-05003	RG10-05004	RG10-05005	RG10-05006	RG10-05008	RG10-05010
6"	RG10-06003	RG10-06004	RG10-06005	RG10-06006	RG10-06008	RG10-06010
7 1/2"	RG10-07503	RG10-07504	RG10-07505	RG10-07506	RG10-07508	RG10-07510
9"	RG10-09003	RG10-09004	RG10-09005	RG10-09006	RG10-09008	RG10-09010
10"	RG10-10003	RG10-10004	RG10-10005	RG10-10006	RG10-10008	RG10-10010
12"	RG10-12003	RG10-12004	RG10-12005	RG10-12006	RG10-12008	RG10-12010
15"	RG10-15003	RG10-15004	RG10-15005	RG10-15006	RG10-15008	RG10-15010



CABINET TOPS

RESISTANT ACRYLIC/PVC PLASTIC LAMINATED TOP WS08



- Ideal for assembly stations or for applications using solvents, oils or other chemical products
- Color: gray
- Premium-quality laminated top
- Excellent chemical resistance (can be in prolonged contact with a substance)
- Superior abrasion resistance compared with standard laminated tops
- Superior impact resistance compared with standard laminated tops
- Attractive appearance
- Thickness: 1½"

STEEL TOP WITH RUBBER MAT RC32



- Non-slip rubber surface
- Includes edges on the sides and back
- Height: 1"

STAINLESS STEEL TOP RC35



- Acts as a work surface and protects the cabinet from impacts
- Particle board top with stainless steel cover (#4 brushed finish)
- Excellent corrosion and chemical resistance
- Top complies with CARB regulations on formaldehyde emissions
- Includes welded corners for an attractive appearance
- Thickness: 1¾"

LAMINATED HARDWOOD TOP

WS14



- Top for general industrial applications
- Made from varnished hardwood slats
- Includes a 90° radius front edge for extra comfort
- High impact resistance
- Attractive appearance
- Thickness: 1¾"

PAINTED STEEL TOP

RC37



- Acts as a work surface and protects the cabinet from impacts
- Particle board top with painted steel cover
- Top complies with CARB regulations on formaldehyde emissions
- Includes welded corners for an attractive appearance
- Thickness: 1¾"

PLASTIC LAMINATED TOP

WS16



- Top for general use. Ideal for assembly stations, quality control and packaging
- Color: white
- Attractive appearance
- Easy to clean
- Includes a 90° radius front edge for extra comfort
- Thickness: 1½"

DISSIPATIVE TOP

WS17



- Top for electronics tasks. Ideal for electronics inspection or assembly stations
- Color: white
- Attractive appearance
- Easy to clean
- Includes a 90° radius front edge for extra comfort
- Dissipates electrical charges that can damage electronic components
- The resistance point to point and point to ground is between 10⁶ and 10⁹Ω
- Thickness: 1½"

NOTE: Grounding accessories are sold separately, [see page 183](#).

DIMENSIONS		CABINET TOPS						
W	D	ACRYLIC/PVC PLASTIC LAMINATED*	LAMINATED HARDWOOD*	PLASTIC LAMINATED*	DISSIPATIVE*	STEEL TOP WITH RUBBER MAT	STAINLESS STEEL	PAINTED STEEL
18"	21"		WS14-1821A	WS16-1821A		RC32-1821-01	RC35-1821	RC37-1821
	27"		WS14-1827A	WS16-1827A		RC32-1827-01	RC35-1827	RC37-1827
36"	21"	WS08-3621A	WS14-3621A	WS16-3621A	WS17-3621A	RC32-3621-01	RC35-3621	RC37-3621
	27"	WS08-3627A	WS14-3627A	WS16-3627A	WS17-3627A	RC32-3627-01	RC35-3627	RC37-3627
54"	21"	WS08-5421A	WS14-5421A	WS16-5421A	WS17-5421A	RC32-5421-01	RC35-5421	RC37-5421
	27"	WS08-5427A	WS14-5427A	WS16-5427A	WS17-5427A	RC32-5427-01	RC35-5427	RC37-5427

NOTE: * Please check with your Customer Service representative for lead times.

ACCESSORIES

TOP ACCESSORIES

FOLDAWAY SHELF

RC00



- Load capacity: 50lb. (evenly distributed)
- Includes a protective rubber surface
- Compatible with optional RC01 side and back stops for foldaway shelf

PRODUCT NO.	W x D
RC00-152101	15" x 21"
RC00-152701	15" x 27"

SIDE AND BACK STOPS FOR FOLDAWAY SHELF

RC01



- Use the 15" stop for front or back of shelf
- Use the 21" or 27" stop for the sides
- Height: 1"

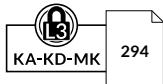
PRODUCT NO.	WIDTH
RC01-15	15"
RC01-21	21"
RC01-27	27"



HOUSING AND DOORS

L COMPACT CABINET HOUSING

LA30



- Create a customized workspace with a wide range of possibilities
- Drawers, shelves and doors can be installed in the housing
- The housing units include knockouts:
 - On the top: for stacking an LD75 Housing for Drawer Unit
 - On the sides: for assembling cabinets side to side
- Requires an LB93 Cart for Single Cabinet for a single mobile cabinet or an LB96 Base for Casters for a double or triple cabinet
- To order a lock on the housing that locks all drawers at the same time, add L3 to the product number
- To order a safety hasp, add LP to the product number
- For factory installation of an electronic lock, order an LB00-DDHHLL50

PRODUCT NO.	W × D × H
LA30-182124__	18" × 21" × 24"
LA30-182128__	18" × 21" × 28"
LA30-182130__	18" × 21" × 30"
LA30-182134__	18" × 21" × 34"
LA30-182140__	18" × 21" × 40"
LA30-182724__	18" × 27" × 24"
LA30-182728__	18" × 27" × 28"
LA30-182730__	18" × 27" × 30"
LA30-182734__	18" × 27" × 34"
LA30-182740__	18" × 27" × 40"

INTEGRATED DOOR

LB30



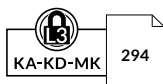
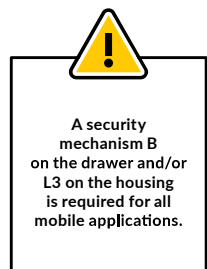
- Seven standard heights available
- Black plastic recessed handle
- The doors are factory installed with hinges on the left. They can be installed on the right upon request
- An LB24 Adjustable Shelf must be ordered as a storage surface for doors installed above a drawer or another door
- To order a key lock, add L3 to the product number
- To order a safety hasp, add LP to the door product number
- To order an electronic lock for doors, add L50 to the product number

PRODUCT NO.	W × H
LB30-1812__	18" × 12"
LB30-1818__	18" × 18"
LB30-1820__	18" × 20"
LB30-1824__	18" × 24"
LB30-1826__	18" × 26"
LB30-1830__	18" × 30"
LB30-1836__	18" × 36"

L COMPACT DRAWER



LF31



- 100 lb. load capacity, 100% extension
- Vast choice of accessories available to customize the drawer to your storage needs
- Precision ball bearing drawer slides included
- Easy hook-on assembly
- For preconfigured drawer compartment layouts, [see pages 29-30](#)
- Drawer heights available: 3", 4", 5", 6", 8" and 12"
- To order: Add the drawer height required to the product number, e.g., LF31-182106
- To order a drawer lock, add L3 to the drawer product number. The mechanism (covered by a galvanized steel box) requires 3"W × 1"D space inside the drawer e.g., LF31-182704L3
- To order a drawer lock-in mechanism, add "B" to the drawer product number, e.g., LF31-182103B

PRODUCT NO.	W × D	INSIDE DIM.
LF31-1821__	18" × 21"	15" × 18"
LF31-1827__	18" × 27"	15" × 24"

ADJUSTABLE SHELF

LB24



- For storage of bulky items
- Includes side and back edges
- Height can be adjusted in 1" increments c/c
- Up to 100lb. load capacity, evenly distributed
- Two adjustable shelf versions available for housings with or without a central locking mechanism
- Galvanized steel
- To order: Specify the housing depth, 21" or 27"

PRODUCT NO.	FOR LA30
LB24-18__01	With L3/LP on the housing
LB24-18__02	Without L3/LP on the housing



MOBILITY

CASTERS

LB81 / LB84 / RB8E



LB81-03



LB84-03



RB8E-02

- Sold in pairs
- Three types of casters available: rigid, swivel and swivel with total-lock brake (on wheel and swivel)
- Dark gray, non-marking polyurethane tread
- Superior industrial quality

PRODUCT NO.	CASTER TYPE	CAPACITY	HEIGHT	
			WHEEL	TOTAL
LB81-01	Rigid	440 lb	4"	5 1/8"
LB81-02	Swivel	440 lb	4"	5 1/8"
LB81-03	Swivel with total-lock brake	440 lb	4"	5 1/8"
LB84-01	Rigid	1100 lb	6"	7 1/2"
LB84-02	Swivel	1100 lb	6"	7 1/2"
LB84-03	Swivel with total-lock brake	1100 lb	6"	7 1/2"
RB8E-02	Swivel caster directional locking kit for swivel casters (x 2)			

NOTE: LB93 Cart for Single Cabinet or LB96 Base for Casters is required for use with an L compact cabinet, **see page 65**.

QUIET CASTERS

LB8C / LB8D



LB8C-03



LB8D-03

- Sold in pairs
- Smooth and quieter rolling
- Two types of casters available: rigid and swivel with total-lock brake (on wheel and swivel)
- Blue, hard-wearing polyurethane tread for quiet and easy maneuvering
- Superior industrial quality

PRODUCT NO.	CASTER TYPE	CAPACITY	HEIGHT	
			WHEEL	TOTAL
LB8C-01	Quiet, rigid	660 lb	4"	5 1/8"
LB8C-03	Quiet, swivel with total-lock brake	660 lb	4"	5 1/8"
LB8D-01	Quiet, rigid	1100 lb	6"	7 1/2"
LB8D-03	Quiet, swivel with total-lock brake	1100 lb	6"	7 1/2"

NOTE: LB93 Cart for Single Cabinet or LB96 Base for Casters is required for use with an L compact cabinet, **see page 65**.

CART FOR SINGLE CABINET

LB93



- Required for installing casters under a single cabinet
- Installs under cabinets without a base
- Compatible with 4" and 6" casters (sold separately)

PRODUCT NO.	W × D
LB93-1821	18" × 21"
LB93-1827	18" × 27"

BASE FOR CASTERS

LB96



- Required for installing casters under double or triple cabinets
- A base includes two brackets (one front and one rear). Order two bases for a double cabinet and three bases for a triple cabinet
- Installs under cabinets without a base
- Compatible with 4" and 6" casters (sold separately)

PRODUCT NO.
LB96-18



Mobile cabinets must be loaded uniformly to eliminate the risk of tipping when a drawer is opened.

SIDE HANDLE

RB90



- Installs on the side of double or triple cabinets. Specify which side when ordering (left or right)
- Anodized aluminum with heavy-duty plastic end caps
- Wide-grip handle for easier cabinet handling

PRODUCT NO.	ACTUAL DEPTH	FOR CABINET
RB90-21	18"	21"D
RB90-27	24"	27"D

FRONT HANDLES

RB92



- Sold in pairs
- Installs on the front of 18"W single cabinets
- Black resistant plastic

PRODUCT NO.
RB92-01

NOTE: Not compatible with the L50 electronic lock system.

