







# Identification - Light Duty Cabinets

	"WS"	"L"
<b>Lines</b> →  <b>Width:</b> <b>18"</b>		
<b>Distinctive features</b>	<ol style="list-style-type: none"> <li>1. Drawers with 45° plastic end caps. Same design as the "OT700" drawer.</li> <li>2. Optional drawer lock (centered).</li> <li>3. NO central lock on the cabinet housing.</li> </ol>	<ol style="list-style-type: none"> <li>1. Exclusive handle design with wide end caps. Same design as the "R" Line.</li> </ol>  <ol style="list-style-type: none"> <li>2. Optional drawer lock (right hand side).</li> <li>3. Optional central lock on the housing (right hand side).</li> </ol>
<b>Yrs of mfg</b>	SEPT-1996 to JAN-2012	Since FEB-2012

# Identification - Heavy-Duty Cabinets

	"OT200"	"OT700"	"R"	
<b>Lines</b> →  <b>Widths:</b> 24", 30" 36", 48" 60"				
<b>Distinctive features:</b>	<ol style="list-style-type: none"> <li>Handle not as wide as the drawer front.</li> <li>Handle with white plastic endcaps, centered on drawer front.</li> <li>Paper inserts with plastic protectors.</li> <li>Central locking mechanism (on right hand side of cabinet housing).</li> </ol>	<ol style="list-style-type: none"> <li>Full-width handles located at the top of the drawer.</li> <li>Endcaps with a 45° angle.</li> <li>Paper inserts with plastic protectors.</li> <li>Central locking mechanism on the housing...</li> </ol>	<ol style="list-style-type: none"> <li>Full-width ergonomic handles located at the top of the drawer.</li> <li>Distinctive wide encaps design.</li> <li>Company name embossed on the face of the drawer.</li> <li>Central locking mechanism (on right hand side of cabinet housing).</li> </ol>	
		<table border="1"> <tr> <th>Centered on housing</th> <th>Right hand side</th> </tr> <tr> <td>SEPT-1994 to JUN-2000</td> <td>JUL-2000 to JAN-2005</td> </tr> </table>		Centered on housing
Centered on housing	Right hand side			
SEPT-1994 to JUN-2000	JUL-2000 to JAN-2005			
<b>Yrs of mfg:</b>	Before SEPT-1994	SEPT-1994 to JUN-2000	Since FEB-2005	

# Identification – Type of Locks

ILCO - L1



DOM - L2



WESKO - L3



ROUSSEAU - L3



...compatible with the following products...

"WS"

"OT200"  
"OT700"  
"R"

"WS"  
"R"

"R"  
"L"

**Current**