

# Multi-Level Shelving

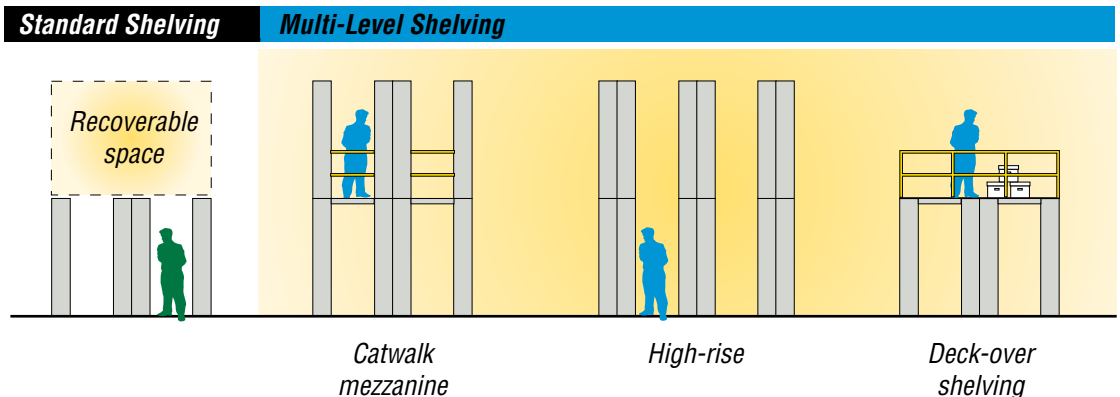


## MULTI-LEVEL SHELVING

Experiencing lack of space? Before building on an addition, think about Rousseau multi-level shelving. It allows you to increase efficiency by using the space you already have to the maximum: in height, width and depth.

Our specialists will suggest solutions to get around all of the obstacles in your path: construction support beams, columns, doors, ventilation conduits, etc.

Rousseau multi-level shelving will maximize your storage by combining shelving, modular drawers and Mini-Racking and adapting it to your inventory. Store all of your parts in a small area and reduce wasted time moving through your inventory to find parts.



# Multi-Level Shelving

Expertise that Leaves Nothing to Chance

### IMPORTANT

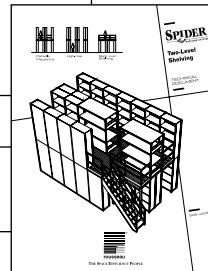
The multi-level shelving system is subject to standards and recommendations in earthquake-prone regions.

Rousseau project managers are available to assist you in determining your shelving and sway bracing for multi-level shelving system projects.

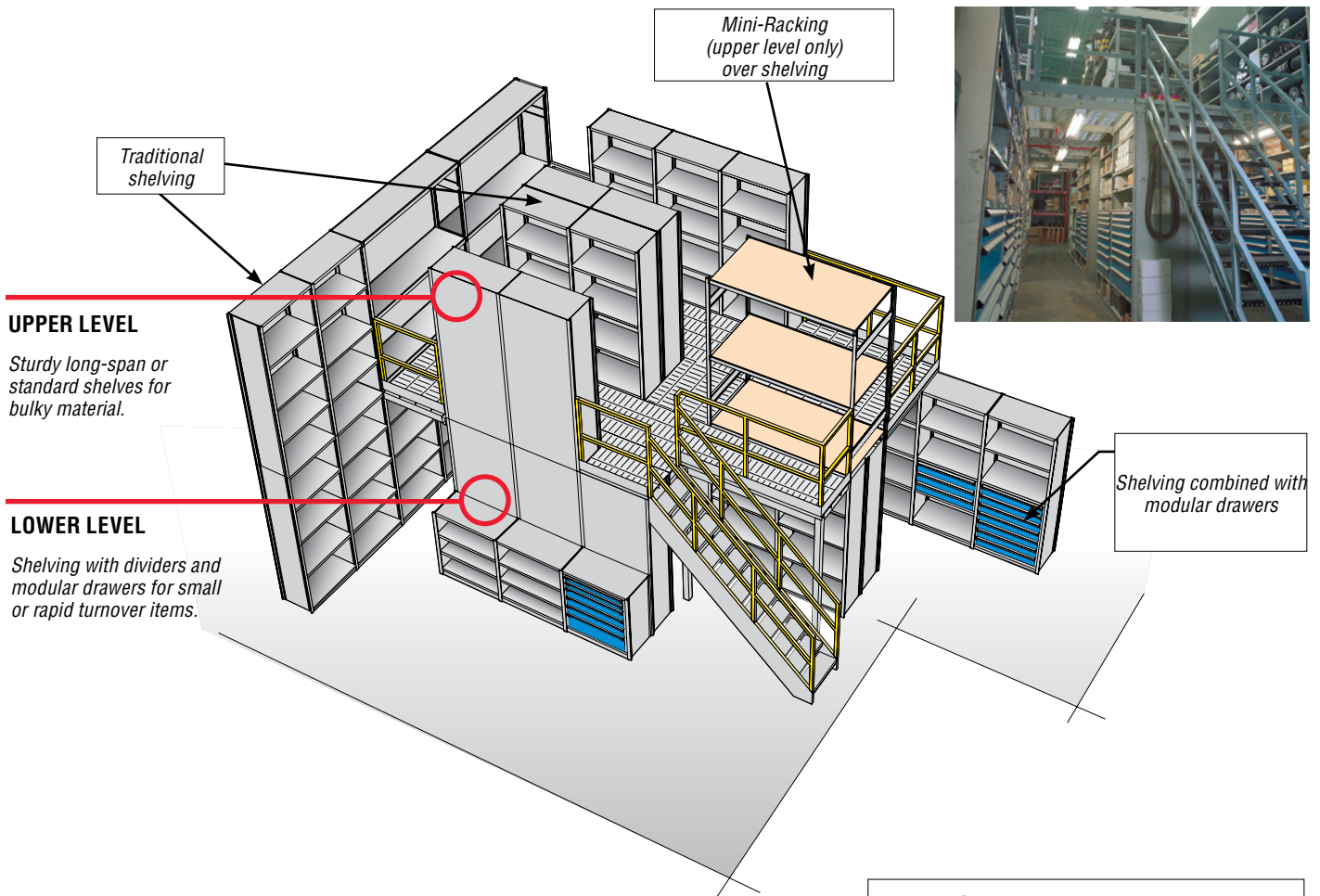
Call Rousseau's sales department and request the assistance of one of our project managers.

### NOTE

For technical specifications, please refer to technical document S05 Multi-Level Shelving.



## Applications



**NOTE** Stairs, guardrails and ramps not provided by Rousseau.